



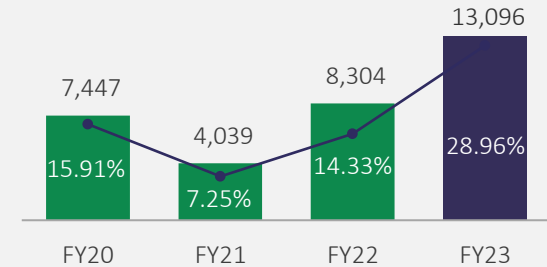
Investor Presentation

May 2023

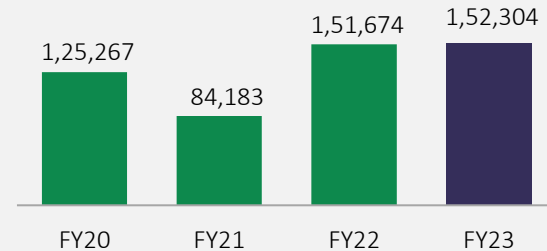
About Kuantum Papers

- Kuantum Papers Ltd, a leading wood and agro based paper manufacturers started its commercial operations in 1980 in an economically backward village of Hoshiarpur, Punjab.
- They started their production with 30 TPD and are currently operating at 450 TPD. After completion of their backward integration project in March'21, the total production capacity stands at 450 TPD.
- Due to its location in the foothills of the Shivalik range, Kuantum Papers has been strategically utilizing agro residues like wheat straw, sarkanda and bagasse along with wood chips, veneer waste & bamboo to make high quality paper.
- The company's fully integrated manufacturing facility spread across 259 acres helps it gain advantage in terms of better operational efficiency and higher product offering.
- Kuantum's product offerings include maplitho, creamwove and value added specialty products like Thermal paper, bond paper, parchment paper, Azurelaid paper, catridge paper, coloured paper, ledger paper, stiffner paper, cupstock paper, carrybag paper and straw paper with a GSM range of 42 – 200.
- Its products are extensively used in the printing of books, notebooks, annual reports, directories, account books, envelopes, diaries, calendars, computer & office stationery, soap wrapping, cups and straws.
- The company manufactures its products on an order-based system from its 100+ dealer network spread across India, many of whom have been associated with it since 3 generations.
- The company has increased its export footprint in the last few years and is now exporting to 30+ countries.
- Its Marquee clients includes Wal-Mart, McGraw Hill, Kokuyo(Mumbai), Thomson, Lotus, Global, Navneet Publications, Oxford University Press, Macmillan amongst others.
- The company's social farm forestry program includes wood plantations of around 5,540 acres and it envisions to reach 1 crore saplings in 5 years.

Operational Revenue (INR Mn) & EBITDA Margins (%)



Sales Volume (MT)



Board of Directors



Sh. Jagesh Khaitan - Chairman

- Sh. Jagesh Khaitan is the Chairman of Kuantum Papers Ltd. He was earlier the Vice Chairman and MD of Amrit Banaspati Co. Ltd. and remained President of Indian Vanaspati Producers Association IVPA.
- His entrepreneurial spirit and passion has been one of major drivers for the company's growth by way of establishing a wide marketing network across India.
- He has been the recipient of the prestigious award 'UDYOG RATNA' honored by PHD Chamber of Commerce & Industry given by the then Chief Minister of Punjab, in the year 2005, towards his excellent and dedicated contribution to the State of Punjab.

Mr. Pavan Khaitan - Vice Chairman and Managing Director



- Pavan Khaitan is a graduate in Commerce from Punjab University and a qualified Chartered Accountant. He joined the company in 1997 as the CEO and has been spearheading various initiatives that have rationalized the cost, enhanced quality, focused on specialty paper and ultimately optimizing their resources to their fullest. Also, he has been recently appointed as Vice President of the Indian Pulp & Paper Technical Association (IPPTA).
- He has been instrumental in undertaking projects including debottlenecking and overall upgradation of the paper mill. Under his aegis, the backward integration cum upgradation project has been successfully completed in March 2021 with a capital outlay of INR 4,440 million.
- Branding of paper products in a commoditized paper business has paid rich dividends, as a result of which the company has grown strength to strength. Under his leadership, Kuantum has forayed into Specialty paper products contributing to the product profile. He has focused on continuous debottlenecking ultimately leading to higher production in MT every year.



D.S Sandhawalia - Director (Non-Independent)

- Drishinder Singh Sandhawalia provides guidance and direction on real world business and organizational issues to the management.
- Drishinder has over 35 years experience in consulting and working with businesses in the public and private sectors. He works with the leadership and management team. He is interested in solving problems of organizational stability and change, evaluation and

strategy. His expertise in developing and implementing information technology projects has enabled him to build a reputation as a thought leader and innovator in areas of project and knowledge management. His aim is to refresh and rejuvenate management and leadership practice through the breaking of silos, the sharing of transdisciplinary ideas, and the co-creation of new innovations and insights.

Shireen Sethi - Director (Independent)



- Currently the COO of Network1 Media Pvt. Ltd. and has over two decades of experience as a journalist, manager and advisor to many national & global media corporations and has founded multiple successful businesses in the media, technology & education sectors.
- She has also been working extensively with FICCI advising the trade body in the Technology Commercialization Department and has been instrumental in multiple initiatives of the organization including The India Innovation Growth Programme (a JV between Lockheed Martin & Ministry of Science & Tech), Millennium Alliance and DRDO-ATAC. 877



Vivek Bihani - Director (Independent)

- Vivek is an Engineer from BITS, Pilani and an MBA from IIM, Bangalore. He has total work experience of around 27 years. He worked with a leading venture capital firm in the early part of his career, turned an entrepreneur in 1998 and since 2009, is supporting high quality entrepreneurs as part of his 2nd innings in venture capital.
- As a venture capitalist, during 1992 – 1998, he worked with TDICI Limited (now called 'ICICI Ventures'), a firm that pioneered venture capital in India and has grown to become one of the largest and most successful private equity firms in India.

Bhavdeep Sardana - Director (Independent)



- Bhavdeep Sardana, aged 45 years is Master's in Business Administration from Durham University (UK) and Bachelors in Science (Hons.) in Chemistry with Chemical Engineering from Northumbria University, Newcastle Upon Tyne (UK).
- Presently Sr. VP & CEO at The Sukhjit Starch & Chemicals Limited and is responsible for successfully implementing repeated expansions at various units. He leads all B2B sales with Paper, Food & Pharma Majors. He actively engages with State Govts. and Govt. of India on policies affecting the agro-processing industry and ease of doing business reforms.

Key Management Team



Mr. Roshan Garg – CFO : A qualified Chartered Accountant & Company Secretary by profession, he has 30 + years of work experience in Corporate Finance and Accounts in the manufacturing sector. He has been associated with the company since 2002 and has driven improvement in Corporate Governance and the financial accountability structure as well.



Mr. Sushil Kumar Khetan - CEO Operations : A seasoned Chartered Accountant, Company Secretary and a dynamic professional with 3 decades of rich experience in the area of Paper Mill Operations, Paper and Paperboard Projects. A strategic planner with proven ability to improve operations, impact business growth & maximize profits through achievement in cost reductions, productivity, efficiency and quality improvements, internal control and finance management.



Mr. Ashesh Kumar Mukherjee – CGO : A postgraduate in business management with 30 years of experience of handling sales and distribution, business development, strategic planning, and product marketing across various industries. He focuses on identifying key input metrics and subsequently laying down processes that can help the organisation in achieving scale and growth.



Mr. Sanjay Khosla – CMO : An MBA in Marketing, he has been successful in creating total 28 years of experience in Sales and Marketing, exclusively in the Pulp & Paper industry. He has been with Kuantum since the past 23 years and has been successful in creating a loyal network of 100+ dealers as well as a demand pull for our products in the market.

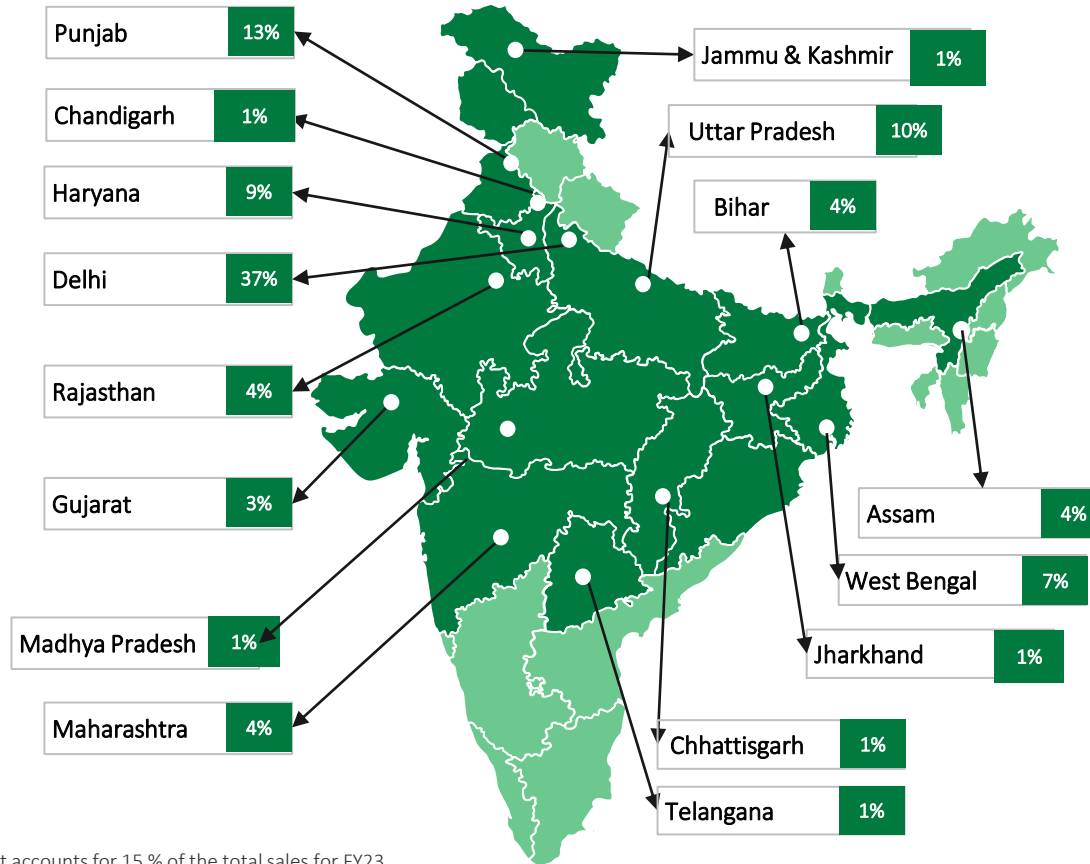


Mr. Parvinder Singh Taunque - Vice President Engineering : A passionate Technocrat with 29+ years of experience in the field of reliability maintenance functions with a focus on implementing best maintenance practices and TPM philosophy. A seasoned Strategy Lead in the role of Business Operations, System building, Inventory management, Project management, vibration analysis & condition monitoring and planned shuts.



Ms. Prachi Sharma – VP Corporate Strategy : A seasoned Chartered Accountant with strong business acumen and analytical prowess, having more than 2 decades of experience in consulting and manufacturing industries. Her core area of expertise is Strategic Planning, SWOT Analysis, Finance Management and New Business Development. She is a dynamic leader and has a strong ability of driving Growth and Change Management.

Geographical Presence & Sales Model



Export accounts for 15 % of the total sales for FY23.

Order based manufacturing:

- The production is order based and manufacturing is undertaken after the company receives advance orders from dealers/distributors.
- The company does not operate on fixed SKUs. They service their dealers based on customized order sizes, rather than fixed sizes offered by most of the competitors.

Inventory:

- Inventory of finished goods is low and rarely exceeds three days' production.

Collection Mechanism:

- Collection is done strictly within 5 days of date of Invoice.

Company History and Milestones

1980

Established with a capacity of 30 TPD with PM 1&2.

1988

PM 3 installed with a capacity of 100 TPD.

2000

Debottlenecking done to achieve 40% improved efficiency on output.

2002

National Energy Conservation Award conferred by the Vice President of India.

2005

- Lignin Precipitation Plant installed in collaboration with Tanovis AG (formerly Granit Recherche SA), Switzerland.
- PM 1 & 2 capacity upgraded to 60 TPD.

2006

Agro Pulp Mill upgraded to 150 TPD along with the Continuous Digestor.

2007

Restructuring of ABCL took place, renamed Paper Division as ABC Paper Ltd.

2008

- Composite Project with PM 4 -250 TPD, Chemical Recovery plant -200 TPD and Co-Generation Power Plant – 10 MW undertaken.
- Listed on BSE.

2012

- The company was renamed Kuantum Papers Limited.
- Secured FSC certification.

2013

- PCC Plant in collaboration with Specialty Minerals Inc, USA was installed.
- Production crossed 100,000 MT.

2014

Top Former (Gapcon-Italy) and Size Press (Bellmer, Germany) installed on PM 4.

2015

A new generation Agro Pulp Mill along with ODL with a capacity of 200 TPD installed. Project KITE launched with KPMG for operational excellence.

2017

- Specialty Paper launched.
- Secured ISO 9001, ISO14001, OHSAS 18001, QMS and EMS certifications.

2018

- Project KORE launched with Accenture for operational excellence.
- SAP S4 HANA implemented.
- Upgradation of PM 3 and 4 with state of the art headbox from Bellmer, Germany.

2019

- Record breaking Production & Sales: exceeded 125,000 MT.
- ECF Bleaching commissioned
- Listed on NSE.
- Backward Integration Project of INR 4,440 Million initiated.

2021

- Backward Integration Project completed in March'21.
- Increased Agro & Wood Pulping Capacity to 200 TPD & 180 TPD respectively.
- Power generation capacity increased to 38 MW.
- Added a new Chemical Recovery Plant with a capacity of 500 TPD.

2022

- Production capacity increased to 450 TPD
- Achieved the milestone of 1,50,000 TPA

2023

- Record-breaking revenue of INR 13,096 Mn and an EBITDA of 29%
- Successfully launched Cup Stock & Straw Base Paper as a replacement to single-use plastic

Marquee Clientele



Key Strengths

Pan India presence with an extensive network of 100+ dealers



Cost savings through executed backward integration project will lead to improved EBITDA margins in the range of 30 to 32%

Long standing relationship with dealers, many associated with the company for over 3 decades



Improved infrastructure of paper machines in order to be more cost effective

Largest product Portfolio in the Paper Industry covering Maplitho, Creamwove, Copier and Specialty Paper



Located near densely populated Northern Region including NCR, a higher paper consumption market

Successful in creating a branded portfolio of products



Strategic location in Punjab with abundant availability of raw materials such as Wheat Straw, Sarkanda, Kana Grass & Bagasse, allows us to get steady supplies at stable prices

Ability to command a price premium in the range of 5-7% over our competitors due to better quality of products and superior market orientation



Raw Materials are perfect substitutes of each other, so we are not dependent on any single one throughout the year

Market based sales rather than government orders. Customers are delighted to deal with us rather than our competitors due to regular and timely supplies

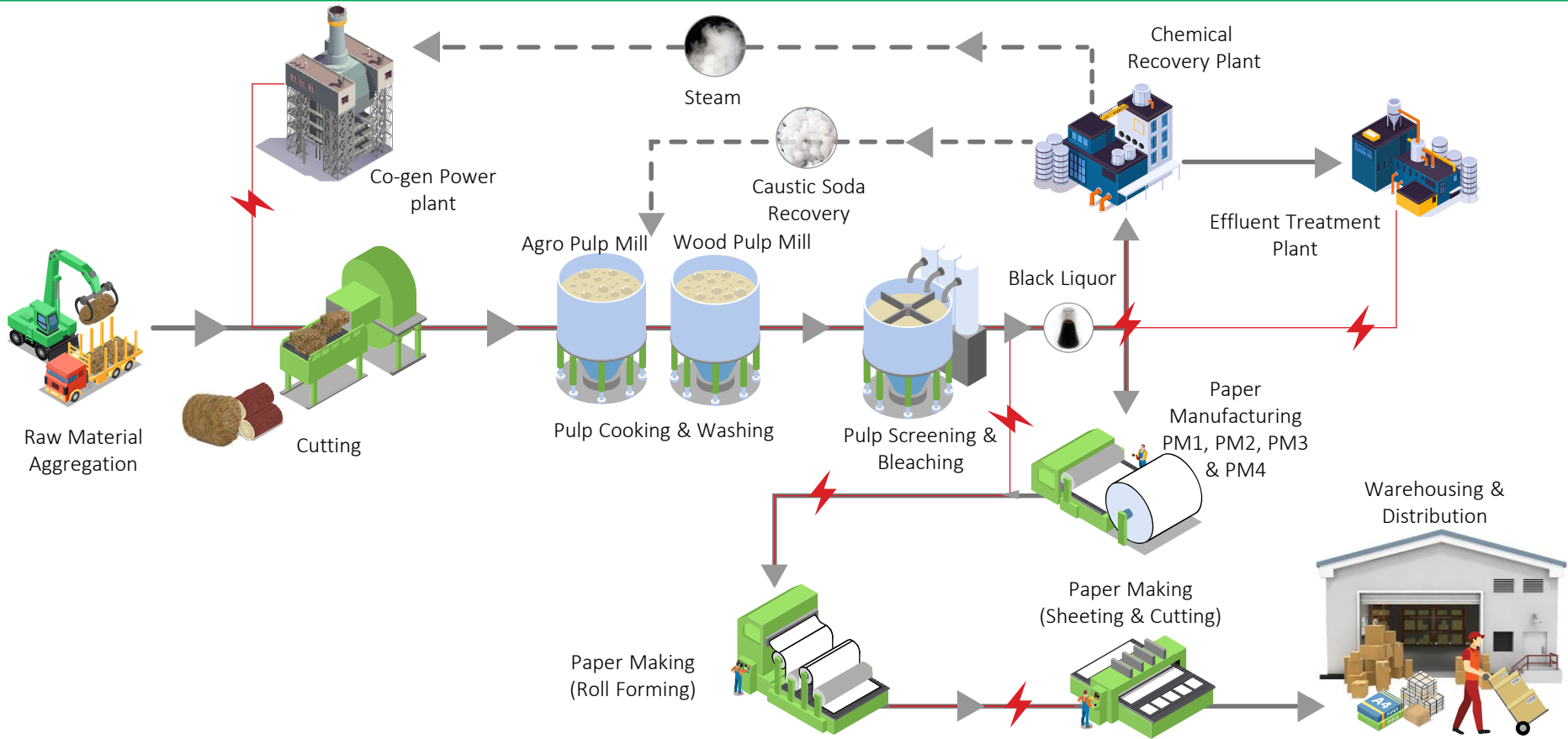


Future source of wood raw material: Social farm forestry programme with a vision to reach 1 crore clonal saplings in 5 years







OVERVIEW OF CURRENT OPERATIONS

Manufacturing Process



Current Manufacturing Facilities

	Pulping Facilities	Paper Machines	Chemical Recovery Plant	Co-Gen Power Plant
Segment				
Capacity	<ul style="list-style-type: none"> • Total Capacity: 380 TPD • Agro based pulp: 200 TPD • Wood pulp: 180 TPD 	<ul style="list-style-type: none"> • Total capacity: 450 TPD • Machine 1 - 30 TPD • Machine 2 - 35 TPD • Machine 3 - 115 TPD • Machine 4 - 270 TPD 	<ul style="list-style-type: none"> • Total Capacity: 700 Solids TPD • New CRP : 500 Solids TPD • Existing CRP : 200 Solids TPD 	<ul style="list-style-type: none"> • Turbines : Total 38 MW <ul style="list-style-type: none"> ➢ New : 20 MW & 8 MW ➢ Existing Turbines : 10 MW • Boilers : Total 190 TPH <ul style="list-style-type: none"> ➢ New : 130 TPH ➢ Existing : 60 TPH
Description	<p>Kuantum combines agro pulp along with wood pulp and imported pulp in order to produce better quality fibre for paper production</p>	<p>The different configurations of the four paper machines allow Kuantum to manufacture a wide variety of surface-sized, non surface-sized and value-added specialty products</p>	<ul style="list-style-type: none"> • Installed new Chemical Recovery Plant of 500 TPD from Andritz for the treatment of Black Liquor produced in the pulping process • Caustic soda, which is a costly chemical used in the pulping process is recovered through this plant leading to reduction in operational cost and thus margin improvement 	<ul style="list-style-type: none"> • Installed two new turbines of 20 MW and 8 MW from Siemens, thereby taking the total capacity to 38 MW • A new Boiler of 130 TPH from ISGEC has been installed making the total capacity 190 TPH • Power costs have come down substantially

Total Capacity: 380 TPD

Agro Pulp
200 TPD

Wood Pulp
180 TPD

- The company has eliminated its dependency on Imported Hardwood Pulp as it has become self-reliant in wood raw material, thereby reducing the cost of production.
- There is also a conscious effort to replace imported softwood pulp with In-house wood pulp.
- The increased pulping capacity has led to higher production of paper.



Total capacity: 450 TPD

PM 1 - 30 TPD

PM 2 - 35 TPD

PM 3 - 115 TPD

PM 4 - 270 TPD

- Increase in paper production capacity to 450 TPD.
- The increased production has been totally absorbed by the demand pull from the market and company is operating at 100% capacity utilization.
- Improvement in the quality of the paper produced along with better efficiency.
- The different configurations of the four paper machines allow Kuantum to manufacture a wide variety of surface-sized, non surface-sized and value-added specialty products.



Total Capacity: 700 TPD of Black Liquor Solids:

New CRP :
500 Solids TPD

Existing CRP :
200 Solids TPD

- A chemical recovery plant of 500 TPD supplied by Andritz is a HERB recovery boiler with SRS technology has been installed to process caustic from Black Liquor.

The Chemical Recovery Plant has three major components:

Recovery
Boiler

Evaporator

Recausticizing
Plant

- The plant has significantly increased the steam- to - solid ratio, which in turn improves the efficiency of the overall plant operations.
- The treatment of black liquor helps in regenerating Caustic soda up to 95%+ in the recovery process

Note: Caustic soda is an expensive chemical used in the pulp making process



Total Capacity : 38 MW

Turbines :

- New : 20 MW & 8 MW
- Existing Turbines: 10 MW

Boilers : Total 190 TPH

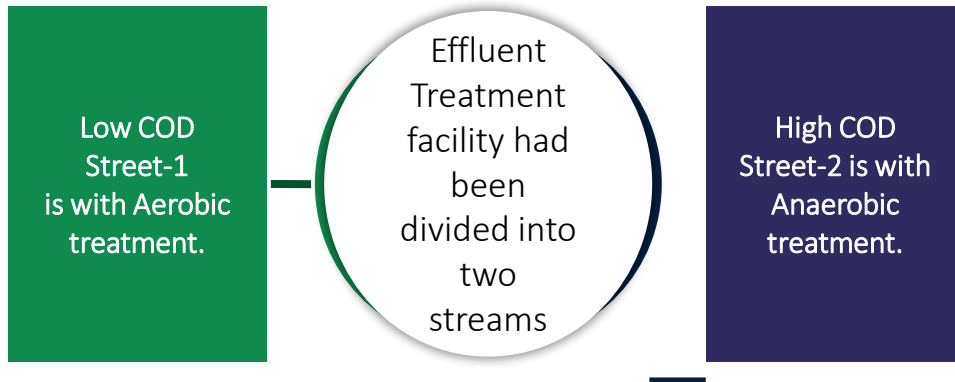
- New : 130 TPH
- Existing : 60 TPH

- The need of the hour is to be self-sufficient in power requirement in order to sustain operations on a long-term basis.
- Kuantum has a captive Co-generation Power Plant in which they have added:
 - A high pressure CFBC Boiler supplied by ISGEC.
 - Two highly efficient back pressure turbines of 20 MW and 8 MW, supplied by SIEMENS.
- The Co-Gen Power Plant allows the company to decrease its dependency on the State power Grid, enabling it to maintain seamless operations at all times along with reduction in power cost.



Effluent Treatment Plant

The company has up-graded existing Effluent Treatment Plant with an objective of sustained parameters of treated effluent as well as to be 'future ready' to meet all Environmental norms.



The treated effluent is used to irrigate almost 3,300 acres of fields in the surrounding villages , through a network of pipelines laid by the Company at its expense.



Kuantum has an integrated Pulping facility with separate Agro Pulping and Wood Pulping streets having a total capacity of 380 MT of pulp per day for paper manufacturing.

Kuantum uses the following agro residues in its Agro Pulping Street (200 TPD):

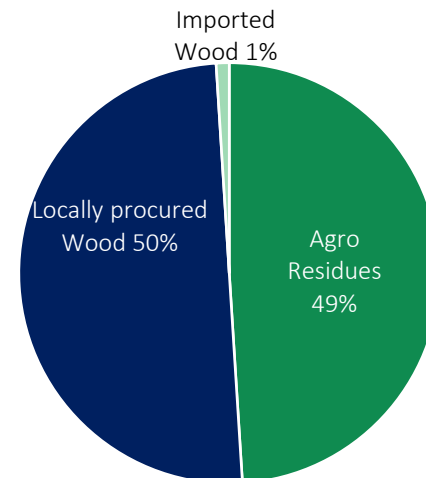
Agro	% Content in Agro Pulp
Wheat Straw	90%
Bagasse & Sarkanda	10%

Wood for Wood Pulping Street (180 TPD) is sourced as follows:

Wood	% Content in Wood Pulp
Wood Chips & Wood logs	90%
Bamboo	10%

Kuantum mainly uses Agro Pulp in Paper Production which is environment friendly. Even wood raw material is procured mostly as wood chips, which is a waste product of the plywood industry.

Raw Material Mix as of FY23



The company has a collaboration with Tanovis AG
(formerly Granit Recherche Development SA)
For the Lignin Precipitation Plant.



Tanovis AG, is a Swiss company with global operations. It is in the business of providing process technologies & innovative products on lignocellulosic biomass.



Tanovis AG is today known to produce high-purity lignin based renewable products, encompassing industrial, health & nutrition fields.



Set up first-of-its-kind in the world – A Full Scale Lignin Precipitation System, to separate the non-bio degradable lignin from the black liquor.



The company has a Collaboration with Specialty Minerals Inc.

CaCO_3

We have a first-of-its-kind backward integrated PCC (Precipitated Calcium Carbonate) Plant in an Agro based operations in the world, set up in collaboration with Specialty Minerals Inc.



Specialty Minerals Inc., USA is a multi-national company operating plants in over 20 countries, producing high performance minerals for use in various product manufacturing processes. Today, Specialty Minerals Inc is the world's largest manufacturer of Precipitated Calcium Carbonates.



Specialty Minerals Inc has invested approx. INR 254.53 Mn in setting up this PCC plant at our premises.

CaCO_3

Precipitated Calcium Carbonate manufactured is used as a filler during production of paper.



Social farm forestry programs are green sustainable initiatives undertaken by paper companies in order to contribute to the small and marginal farmers of barren, non fertile land, apart from providing a catalyst to deforestation.

These initiatives also contribute to securing raw materials within a specific radius hence reducing the over all manufacturing costs and highlighting a dependency on multi year resource visibility.



Kuantum launched the Social-Forestry Plantation Project and is producing quality clonal plants of Eucalyptus and over the years has covered approximately 5,540 acres area under clonal plantation.

We aim to increase our footprint to almost 1 crore saplings per annum in the coming years to ensure a sustainable source of wood material.



Corporate Social Responsibility

As part of our mission to improve education, we donated computer technology to schools. We also educated farmers about sustainable agriculture and supplied rural communities with environmentally friendly energy solutions like solar lights and water storage tanks. Also we have donated a washing machine to a local civil hospital, to support healthcare workers who are working tirelessly to keep our community safe & healthy.



Corporate Social Responsibility

Installation of
Sewerage Treatment
Plant at Saila Khurd,
Bharatpur Jattan
and Raniaia.

Tree Plantation
in Government
schools &
Panchayat
Lands.

Installation of
Solar Lights in
surrounding
villages.

Providing Fire Tender
facility with staff in
case of
Emergency in
surrounding Villages.

Financial Assistance
to Government
Schools and
hospitals in
surrounding villages.

we have donated
washing machines to
local hospitals so the
community can live
healthier lives



Actively participating in
Swachh Bharat
Abhiyaan through
construction of
prefabricated toilet
facilities in surrounding
villages.

Paving of
roads
and
pathways.

Company run
High School.

Organizing Blood
Donation
Camps & Free Medical
Check-up Camps.

Distribution of sewing
machines
to widows &
differently-abled
women in surrounding
villages.

Installation of RO
systems with water
Coolers for supply of
drinking water free
of charge in the
vicinity of the mill.

Writing and Printing Products

Agro and Wood based paper plants manufacturing paper using wheat straw, sarkanda, bagasse, wood chips and veneer waste.

Different types of paper: Creamwove, Maplitho, Copier, Ledger, Cartridge, Stiffner, Colour, Parchment and Bond.

Category	Brand	GSM Range
Maplitho	KUANTUM KRESTO	54-120
	KOSHEEN/ KOSHEEN AQUA	54-120
	KOSMO MAPLITHO	58-140
Creamwove	KUANTUM GOLD	42-100
	KAPPA PREMIUM	42-100
	ECO PAPER	48-70
	KOPY +	49-70
Copier	K-ONE/ KONQUER	65-80



Writing and Printing Products

Category	Brand	GSM Range
Colour	Krayo	49-130
	Kosmo Color	60-130
Ledger	Kreda Ledger	58-90
	Kodexa Ledger	58-90
Thermal Paper	Kosmo Thermic	42-64
Executive Bond	Kquantum Bond	70-100
Color Copier	Kaleela	72
Cartridge	Kosmo cartridge	60-130
Stiffner	Kosmo Stiffner	68-180
Parchment	Kosmo Parchment Ns	105
	Kosmo Parchment Bf	68-130
Envelope Paper	Kosmo Enveloper	70-110
Watermark Paper	Railway Bond	58-130
Carry Bag Paper	Kosmo Carry	80-110
Wedding Card Paper	Kosmo Kard	90-170
Cupstock	Kquantum Kupstock	135-200
Soap Wrapper	Kosmo Antifungal	90-130



1

Debottlenecking and upgrading plant operations to increase production capacity by ~ 25% and further optimize cost

2

Leveraging Single use Plastic ban by developing a portfolio of specialty products for a sustainable future

3

Setting up Tissue machine to diversify product portfolio



Foray into New Specialty Products

Straw Base Paper



Straw base paper for drinking straws are biodegradable and commercially viable, thus offering a feasible and eco-friendly alternative to single-use plastic straws.

HORECA,
Food Industry

Food Grade Paper – OGR/Biscuit Wrapping



Greaseproof paper is made under hygienic conditions which gives excellent grease/moisture resistance and oil hold out properties.

FMCG/Food
Packaging Industry

Tissue Paper



Soft and Absorbent paper used to make napkins, toilet rolls, kitchen towels, facial tissues, M Folds, C Folds, HRT.

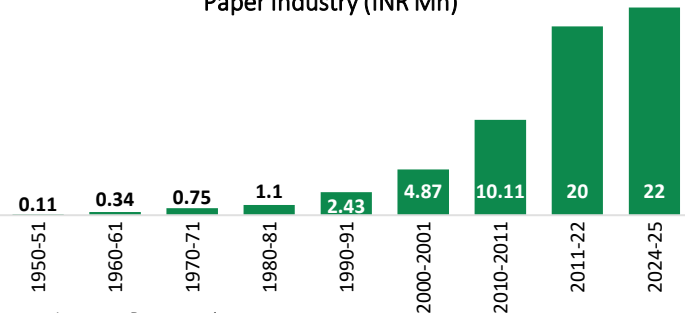
Institutions,
HORECA, Offices
& Homes



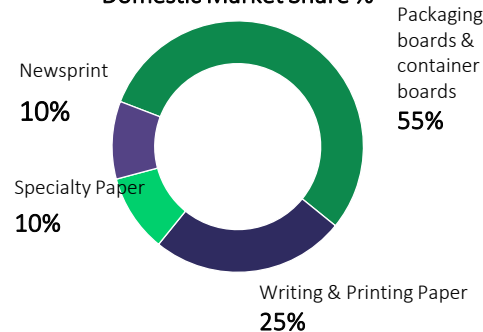
INDUSTRY OVERVIEW

- The Indian paper industry accounts for about 5% of the world's production of paper. Currently, the Indian paper industry is valued at INR 80,000 crore, and it is highly fragmented with over 800 paper companies producing about 16 Million Ton of domestic paper every year.
- Domestic demand of paper and packaging stood at ~17 million MT in FY22. Paper companies expanded their geographical presence outside India to increase their sales powered by capacity expansion and improved quality of paper.
- In terms of share in total production, approximately 21% are based on wood, 71% on recycled fibre and 8% on agro-residues.
- Paper consumption in India is likely to witness 6% to 7% annual growth and will reach 30 Million Ton by FY 2026-27, largely driven by emphasis on education and literacy coupled with growth in organized retail.
- 100% FDI is allowed in the Indian Pulp and Paper Industry under the automatic route.
- In the last five to seven years, an amount of over Rs 25,000 crore has been invested in new efficient capacities and induction of clean and green technologies.
- The industry size of single-use plastics is estimated to be INR 10,000 crore. This move by the government will benefit all Indian paper mills to flourish their business.
- In India, only 15% of total paper and paperboard production is made from recycled materials, compared to a global average of 30% to 85%. As a result, there is a lot of potential for recycling in the paper business.
- As per IPMA, in volume terms, paper exports from India have gone up four times from 0.66 million tonnes in FY17 to 2.85 million tonnes in FY22. Similarly in value terms, the figures for corresponding years rose from INR 3,041 crore to INR 13,963 crore.

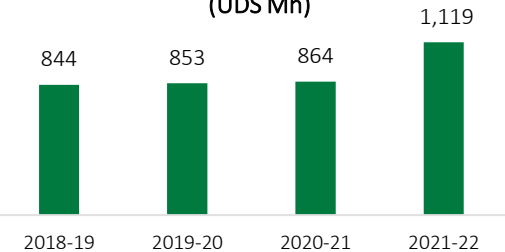
**Rising Production Of
Paper Industry (INR Mn)**



Domestic Market Share %



**India is emerging as a key exporter of
packaging materials in the global market
(USD Mn)**



Source : IPMA, IBEF, Prepp news, invest India



FINANCIAL OVERVIEW

Historical Income Statement

Particulars (INR Mn)	FY20	FY21	FY22	FY23
Operational Income	7,447	4,039	8,304	13,096
Total Expenses	6,262	3,746	7,114	9,304
EBITDA	1,185	293	1,190	3,792
<i>EBITDA Margins (%)</i>	<i>15.91%</i>	<i>7.25%</i>	<i>14.33%</i>	<i>28.96%</i>
Other Income	88	100	38	36
Depreciation	317	348	462	454
Finance Cost	304	277	689	710
Exceptional Items	-	86	-	(634)
PBT	652	(318)	77	2,030
Tax	(66)	(191)	(57)	668
Profit After Tax	718	(127)	134	1,362
<i>PAT Margins (%)</i>	<i>9.64%</i>	<i>NA</i>	<i>1.61%</i>	<i>10.40%</i>
Other Comprehensive Income	(1)	4	(2)	(5)
Total Comprehensive Income	717	(123)	132	1,357
Diluted EPS (INR)	8.23	(1.46)	1.54	15.60

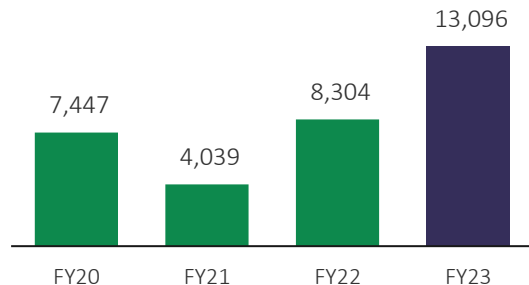
Balance sheet

Assets (INR Mn)	FY21	FY22	FY23
Non-Current Assets			
Property, plant and equipment	14,263	14,006	14,068
Capital work-in-progress	205	289	306
Investment property	78	76	75
Other intangible assets	17	-	-
Financial assets			
• Other financial assets	81	86	39
Income tax assets (net)	3	3	16
Other Non-current assets	7	148	259
Total Non-Current Assets	14,654	14,608	14,763
Current Assets			
Inventories	524	869	901
Financial assets			
• Trade receivable	331	606	287
• Cash and Cash equivalents	5	36	15
• Other bank balances	156	130	157
• Others financial assets	49	27	16
Other current assets	424	485	756
Total Current Assets	1,489	2,153	2,132
Total Assets	16,143	16,761	16,895

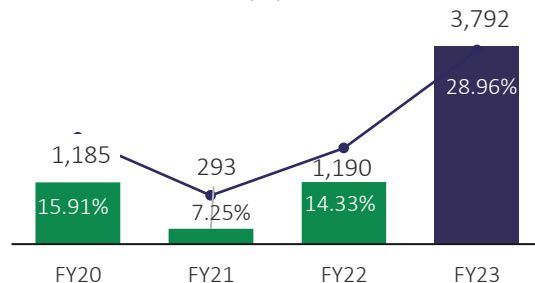
Equity & Liabilities (INR Mn)	FY21	FY22	FY23
Equity			
Equity share capital	87	87	87
Other equity	8,085	8,218	9,581
Total Equity	8,172	8,305	9,668
Liabilities			
Non-Current Liabilities			
Financial liabilities			
• Borrowings	6,137	6,448	3,678
• Other financial liabilities	169	181	228
Provisions	12	12	13
Deferred tax liabilities (net)	84	13	1,172
Deferred income	50	55	49
Total Non-Current Liabilities	6,452	6,709	5,140
Current Liabilities			
Financial Liabilities			
• Borrowings	753	1,176	1,450
• Trade payables	448	357	258
• Other financial liabilities	275	143	198
Other current liabilities	35	60	84
Provisions	3	2	3
Deferred income	4	5	3
Current tax liabilities (net)	1	5	91
Total Current Liabilities	1,519	1,748	2,087
Total Liabilities	7,971	8,456	7,227
Total Equity and Liabilities	16,143	16,761	16,895

Financial Highlights

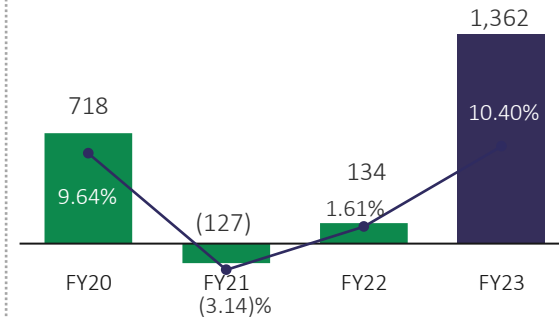
Operational Revenue (INR Mn)



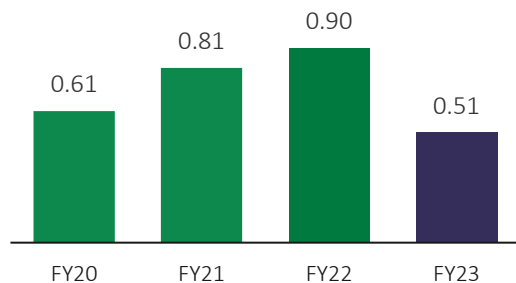
EBITDA (INR Mn) & EBITDA Margins (%)



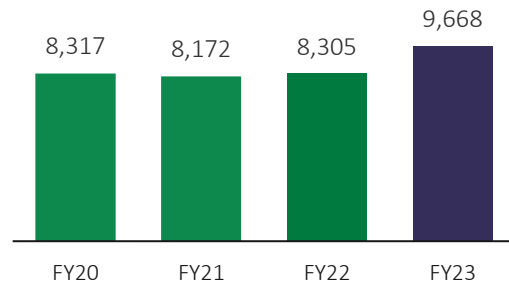
PAT (INR Mn) & PAT Margins (%)



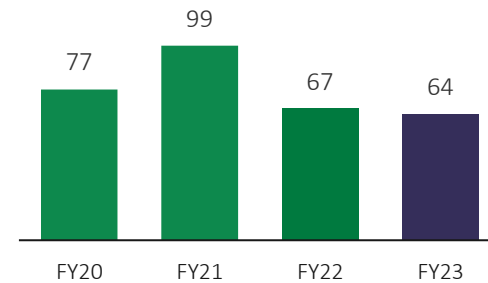
Net Debt to Equity



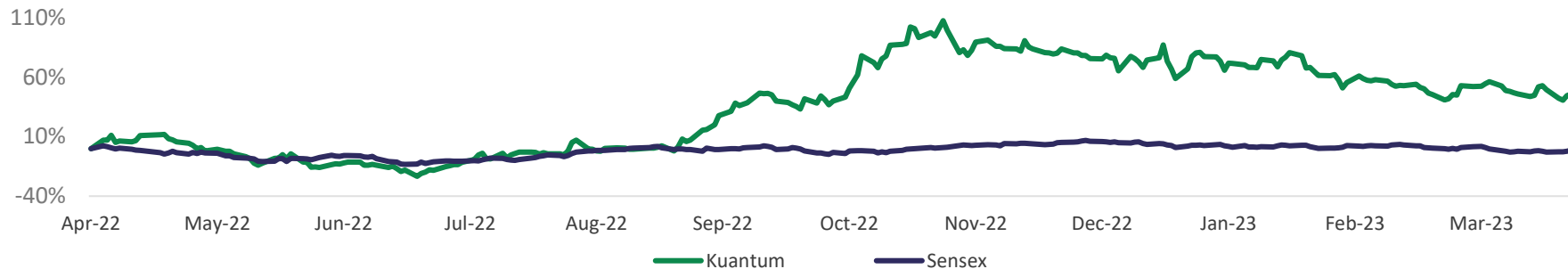
Net Worth (INR Mn)



Cash Conversion Cycle

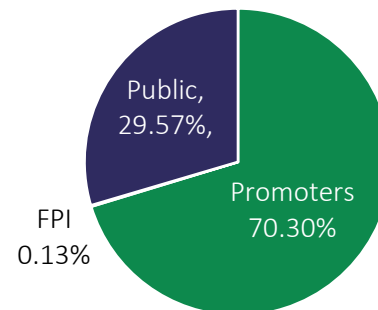


Share Price Movement (Up to 31st March , 2023)



Price Data (31 st March , 2023)		INR
Face Value		1.0
Market Price		121.45
52 Week H/L		179.7/ 63.2
Market Cap (Mn)		10,598
Equity Shares Outstanding (Mn)		87.3
1 Year Avg Trading Volume ('000)		183.7

Shareholding Pattern as on 31st March, 2023



No representation or warranty, express or implied, is made as to, and no reliance should be placed on, the fairness, accuracy, completeness or correctness of the information or opinions contained in this presentation. Such information and opinions are in all events not current after the date of this presentation. Certain statements made in this presentation may not be based on historical information or facts and may be "forward looking statements" based on the currently held beliefs and assumptions of the management Kuantum Papers Limited ("Company" or "Kuantum Papers Ltd."), which are expressed in good faith and in their opinion reasonable, including those relating to the Company's general business plans and strategy, its future financial condition and growth prospects and future developments in its industry and its competitive and regulatory environment.

Forward-looking statements involve known and unknown risks, uncertainties and other factors, which may cause the actual results, financial condition, performance or achievements of the Company or industry results to differ materially from the results, financial condition, performance or achievements expressed or implied by such forward-looking statements, including future changes or developments in the Company's business, its competitive environment and political, economic, legal and social conditions. Further, past performance is not necessarily indicative of future results. Given these risks, uncertainties and other factors, viewers of this presentation are cautioned not to place undue reliance on these forward-looking statements. The Company disclaims any obligation to update these forward-looking statements to reflect future events or developments.

This presentation is for general information purposes only, without regard to any specific objectives, financial situations or informational needs of any particular person. This presentation does not constitute an offer or invitation to purchase or subscribe for any securities in any jurisdiction, including the United States. No part of it should form the basis of or be relied upon in connection with any investment decision or any contract or commitment to purchase or subscribe for any securities. None of our securities may be offered or sold in the United States, without registration under the U.S. Securities Act of 1933, as amended, or pursuant to an exemption from registration there from.

This presentation is confidential and may not be copied or disseminated, in whole or in part, and in any manner.

Valorem Advisors Disclaimer:

Valorem Advisors is an Independent Investor Relations Management Service company. This Presentation has been prepared by Valorem Advisors based on information and data which the Company considers reliable, but Valorem Advisors and the Company makes no representation or warranty, express or implied, whatsoever, and no reliance shall be placed on, the truth, accuracy, completeness, fairness and reasonableness of the contents of this Presentation. This Presentation may not be all inclusive and may not contain all of the information that you may consider material. Any liability in respect of the contents of, or any omission from, this Presentation is expressly excluded. Valorem Advisors also hereby certifies that the directors or employees of Valorem Advisors do not own any stock in personal or company capacity of the Company under review.



Mr. Anuj Sonpal
Valorem Advisors
Tel: +91-22-4903 9500
Email: kuantum@valoremadvisors.com